

# City of Duvall 2023 Fee Schedule - Utility Rates



## Utility Rates - Water - In City Limits

Per Resolution 19-25, rates adjusted annually by an average %Δ of the prior two year June to June Seattle/Tacoma/Bellevue CPI-U

Fee Description	2023 Rate
-----------------	-----------

### Residential & Commercial Rate

Base Fee (Includes 200 cubic feet)	\$31.90
201 - 400 cubic feet (rate per 100 cubic feet)	\$4.75
401 - 600 cu.ft. (rate per 100 cubic feet)	\$6.11
601 - 800 cu.ft. (rate per 100 cubic feet)	\$7.48
801 - 1,000 cu.ft. (rate per 100 cubic feet)	\$8.82
Over 1,001 cu.ft. (rate per 100 cubic feet)	\$10.22

### Reduced Rate

Based on income limit categories established by the Federal Department of Housing and Urban Development

#### 10% Reduced Rate Service

Base Fee (Includes 200 cubic feet)	\$28.71
201 - 400 cubic feet (rate per 100 cubic feet)	\$4.75
401 - 600 cu.ft. (rate per 100 cubic feet)	\$6.11
601 - 800 cu.ft. (rate per 100 cubic feet)	\$7.48
801 - 1,000 cu.ft. (rate per 100 cubic feet)	\$8.82
Over 1,001 cu.ft. (rate per 100 cubic feet)	\$10.22

#### 40% Reduced Rate Service

Base Fee (Includes 200 cubic feet)	\$19.14
201 - 400 cubic feet (rate per 100 cubic feet)	\$4.75
401 - 600 cu.ft. (rate per 100 cubic feet)	\$6.11
601 - 800 cu.ft. (rate per 100 cubic feet)	\$7.48
801 - 1,000 cu.ft. (rate per 100 cubic feet)	\$8.82
Over 1,001 cu.ft. (rate per 100 cubic feet)	\$10.22

**Note:** 7.48 gallons= 1 cf.

# City of Duvall 2023 Fee Schedule - Utility Rates



## Utility Rates- Water - Out of City Limits

Per Resolution 19-25, rates adjusted annually by an average %Δ of the prior two year June to June Seattle/Tacoma/Bellevue CPI-U

Fee Description	2023 Rate
-----------------	-----------

### Residential Rate

Base Fee (Includes 200 cubic feet)	\$47.89
201 - 400 cubic feet (rate per 100 cubic feet)	\$7.11
401 - 600 cu.ft. (rate per 100 cubic feet)	\$9.18
601 - 800 cu.ft. (rate per 100 cubic feet)	\$11.21
801 - 1,000 cu.ft. (rate per 100 cubic feet)	\$13.25
Over 1,001 cu.ft. (rate per 100 cubic feet)	\$15.33

### Reduced Rate

Based on income limit categories established by the Federal Department of Housing and Urban Development

#### 10% Reduced Rate - Out of City Service

Base Fee (Includes 200 cubic feet)	\$43.10
201 - 400 cubic feet (rate per 100 cubic feet)	\$7.11
401 - 600 cu.ft. (rate per 100 cubic feet)	\$9.18
601 - 800 cu.ft. (rate per 100 cubic feet)	\$11.21
801 - 1,000 cu.ft. (rate per 100 cubic feet)	\$13.25
Over 1,001 cu.ft. (rate per 100 cubic feet)	\$15.33

#### 40% Reduced Rate Service

Base Fee (Includes 200 cubic feet)	\$28.73
201 - 400 cubic feet (rate per 100 cubic feet)	\$7.11
401 - 600 cu.ft. (rate per 100 cubic feet)	\$9.18
601 - 800 cu.ft. (rate per 100 cubic feet)	\$11.21
801 - 1,000 cu.ft. (rate per 100 cubic feet)	\$13.25
Over 1,001 cu.ft. (rate per 100 cubic feet)	\$15.33

Fee Description	2023 Rate
-----------------	-----------

### Agricultural - Out of City Service Rate

Base Fee (Includes 30,000 cubic feet)	\$1,269.39
30,001-30,200 cu.ft (per 100 cubic feet)	\$7.11
30,201-30,400 cu.ft. (per 100 cubic feet)	\$9.18
30,401-30,600 cu.ft (per 100 cubic feet)	\$11.21
30,601-30,800 cu.ft (per 100 cubic feet)	\$13.25
Over 30,801 cu.ft (per 100 cubic feet)	\$15.33

For the purposes of the Agricultural Water rate, "agriculture" is defined as follows:

A contiguous legal parcel five (5) acres or greater in size where the majority of the parcel (other than incidental uses or a residential use and a minimum of 75% of the parcel) is used for the purpose of growing plants and/or animals or animal products for commercial sale for human or animal consumption through retail and/or wholesale markets. A minimum of 20 animals is required to qualify for the rate if growing animals or animal products for human or animal consumption. Fowl are not considered livestock for the purpose of this definition. Proof of retail and/or wholesale sales may be required by the City prior to approving the agricultural water rate for a specific parcel.

# City of Duvall 2023 Fee Schedule - Utility Rates



## Utility Rates - Sewer

Per Resolution 19-25, rates adjusted annually by an average %Δ of the prior two year June to June Seattle/Tacoma/Bellevue CPI-U. In 2023, the rate increase was limited to 4% per Council action.

Fee Description	2023 Rate
<b>Residential &amp; Commercial Rate</b>	
Base Fee	\$84.91
Over 900 cu. ft. (per 100 cubic feet) commercial only)	\$3.09
<b>Reduced Rate</b>	
<i>Based on income limit categories established by the Federal Department of Housing and Urban Development</i>	
10% Reduced Base Fee	\$76.42
40% Reduced Base Fee	\$50.94

## Utility Rates - Storm Drain

Per Resolution 19-25, rates are adjusted annually by an average of the prior two year June to June Seattle/Tacoma/Bellevue CPI-U

Fee Description	2023 Rate
<b>Residential Rate</b>	\$23.88
<b>Commercial Rate - per ERU</b>	\$23.88
<b>Reduced Rate</b>	
<i>Based on income limit categories established by the Federal Department of Housing and Urban Development</i>	
10% Reduced Rate Service	\$21.49
40% Reduced Base Fee	\$14.33

## Other Utility Charges & Late Fees

Rates reviewed annually unless noted

Fee Description	2023 Rate
Late Fee - % of outstanding per DMC 9.02.010 (B)(2)	10%
Meter Re-Read Fee	\$25.00
Account Set Up fee	\$15.00
Duplicate Utility Bill Fee	\$1.50
Turn off/on - rate set by DMC 9.02.010 (B)(2)	\$35.00
Disconnection Notice	\$20.00
Water/Sewer Temporary Stop*	\$91.38
*Per DMC 9.02.020 (G)(2) adjusted annually by %Δ of the prior year June to June Seattle/Tacoma/Bellevue CPI-U and rounded to the nearest dollar	
Water Restoration Fee (if service is requested within 60 days)	\$65.00

## Garbage, Recycling and Compost Collection

Rates set by Waste Management - please visit <https://www.wmnorthwest.com/duvall/index.html>

Fee Description	2023 Rate
<i>The City contracts with Waste Management to provide residents with garbage, compost and recycling services. A senior citizen rate is available by contacting Waste Management directly. A Senior Citizen is defined as any person aged 65 or older.</i>	Set by Waste Management



# City of Duvall 2023 Fee Schedule - Other City Fees

## Big Rock Ballfield Rental Fees

Fees reviewed and adjusted annually

Fee Description	2023 Rate
<b>Resident* Fees</b>	
Synthetic Turf (Youth)	\$47.00
Synthetic Turf (Adult)	\$64.00
Natural Grass (Youth)	\$30.00
Natural Grass (Adult)	\$40.00
Natural Grass (Youth with prep)	\$23.00
Field Lighting - Synthetic Turf only (with field reservation)	\$23.00
<b>Non-Resident Fees</b>	
Synthetic Turf (Youth/Adult)	\$67.50
Natural Grass (Youth/Adult)	\$41.00
Field Lighting - Synthetic Turf only (with field reservation)	\$30.00

Minimum 1 (one) hour reservation, reservations are in 1/2 (half) hour increments and must include time for setup and clean up

Tournaments: Special Event applications will be required for approval

Insurance: For ongoing groups/ leagues and tournaments, a Certificate of Liability Insurance in the amount of one million dollars (\$1,000,000.00) listing the City of Duvall as an additional insured must be submitted with application. Individuals or groups using the fields for a select few dates are responsible for providing their own liability/ medical insurance.

Users are responsible for damage, including litter cleanup during sport field use.


\*Resident: Individuals whose primary residential or business address is within the City limits of the City of Duvall or leagues comprised of a minimum of fifty percent (50%) of City of Duvall residents.

## Pet License Rates

Rates are set by King County

Fee Description	2023 Rate
<b>Altered Pet License</b>	\$30.00
<b>Unaltered Pet License</b>	\$60.00
<b>Juvenile Pet License (8 weeks to 6 months, License is good for 6 months)</b>	\$15.00
<b>Senior (Owner provides proof that they are 65 or older)</b>	\$15.00
<b>Reissue</b>	\$5.00
<b>Transfer</b>	\$3.00
<b>Service</b> (Owner provides statement that they have a disability and that their pet is used to assist them)	\$0.00
<b>Disabled</b> ( Owner Meets eligibility for metro reduced fare) Pet is spayed or neutered)	\$15.00
<b>Feral Cat/Colony</b> (Please call Pet Licensing 206-205-6167)	\$0.00

# City of Duvall 2023 Fee Schedule - Other City Fees



## Police Service Fees

Set by RCW 9.41.070

Description of Fee	2023 Rate
--------------------	-----------

### Concealed Pistol License (CPL)

CPL License Original	\$49.25
CPL License Original - No fingerprints (Covid)	\$45.25
CPL License Renewal	\$32.00
CPL License Renewal Late	\$42.00
CPL License Replacement	\$10.00

## Public Record Fees

Fees reviewed and adjusted annually

Description of Fee	2023 Rate
--------------------	-----------

### Record Requests

Photocopies or printed copies of electronic records (per page)	\$0.15
Storage Media	Actual Cost
Postage	Actual Cost
Paper records scanned into an electronic format (per page)	\$0.10
Transmission fee for records in electronic format (per gigabyte)	\$0.05

## Business Licenses

Fee reviewed and adjusted annually

Description of Fee	2023 Rate
--------------------	-----------

**Business License** \$55.00

*Collected by the Washington State Department of Revenue and remitted to the City*

**Solicitor License Fee** \$40.00

*Includes a \$10 fee for a criminal history background check*



# City of Duvall 2023 Fee Schedule - Other City Fees

City-Owned Facility Rental Fees	
Fee reviewed and adjusted annually	
Description of Fee	2023 Rate
<b>Rose Room</b>	
Hourly Rental Rate - All user groups	\$15.00
Daily Rental Rate (6+ hours) - All user groups	\$90.00
<b>Depot Building</b>	
<b>Non-Profit Rates</b>	
Hourly Rental Rate	\$15.00
Daily Rental Rate (6+ hours)	\$90.00
<b>All Other Groups Rates</b>	
Hourly Rental Rate	\$25.00
Daily Rental Rate (6+ hours)	\$150.00
<b>Duvall Visitor Center &amp; W.R.E.C.K. Center</b>	
<b>Non-Profit Rates</b>	
Hourly Rental Rate	\$25.00
Daily Rental Rate (6+ hours)	\$150.00
<b>All Other Groups Rates</b>	
Hourly Rental Rate	\$35.00
Daily Rental Rate (6+ hours)	\$210.00
<b>Damage Deposit - All Facilities/All Users (Refundable)</b>	
1-25 people	\$50.00
26-48 People	\$100.00
<b>Alcohol Use - All Facilities/All Users</b>	
Refundable Deposit (in lieu of damage deposit)	\$250.00
Application Fee (Non-Refundable)	\$25.00



# City of Duvall 2023 Fee Schedule - Other City Fees

## Facility User Group Types

The following is a non-exhaustive list of various user group types that rent City-owned facilities commonly known as the Depot, Rose Room, Duvall Visitor Center (aka DVC) and W.R.E.C.K. (aka Community) Center.

City Council has authorized the City Administrator, or designee, to update the lists as appropriate and report any updates back to City Council.

### Non-Profit/Community Groups

Documented non-profits - 501(c)(3)	Public Health Districts	Sandblast (DFA)
Duvall Rotary	Boys & Girls Club	Religious organizations
Duvall Chamber of Commerce	Duvall Riverside Village Co-op	Teddy Study
Cascade Community Theater	Educational Groups:	Novelty Hill Cemetery
Scouting/Venture Crew	College/Universities	YMCA
Art & Wine Walk	Private/Public Schools & Districts	HOA meetings
AA/NA Groups	Duvall Foundation for the Arts	

### Profit/Private Events

Private Parties	Corporate Seminars/Workshops
Craft Fairs	Art Shows

### User Groups that are Exempt from Rental Fees

City Use:	Civic Club (DVC/Rose Room only)
Duvall Days	Historical Society (Depot only)
Council meetings & workshops	Planning (Commission & Hearing Examiner)
Staff Meetings	SVNLL (Depot only - contracted 15 hours/year through 2020)
Community meetings hosted by City	SNVYSA (Depot only - contracted 15 hours/year through 2020)
Duvall Cultural Commission	Farm, Fish, Flood



# City of Duvall 2023 Fee Schedule - Permit & Land Use

Duvall City Staff - Billable Hourly Rates		
Fees reviewed and adjusted annually		
Position		2023 Rate
Senior Planner	☒	\$108.00
Community Development Director	☒	\$137.00
Engineering Technician	☒	\$94.00
Public Works Superintendent	☒	\$117.00
City Engineer	☒	\$114.00
Assistant City Engineer	☒	\$106.00
Public Works Director	☒	\$153.00
Assistant Planner/Permit Tech	☒	\$83.00
Building Official	☒	\$120.00
Building Inspector/Plans Examiner	☒	\$114.00
Building Permit Technician	☒	\$99.00
Project Managers	☒	\$104.00

Additional rates to be added as positions are filled

☒ denotes that the item is subject to a 5% technology fee





# City of Duvall 2023 Fee Schedule - Permit & Land Use

## Impact and Capital Facilities Fees

Per Res. 19-25, rates are adjusted annually by an average of the prior two or three year Jan - Dec ENR CCI, or SEA/TAC/BEL CPI-U, or as noted below.

Fee Description	2023 Rate
-----------------	-----------

Rates that are increased by an average of the prior two-year Oct to Nov ENR CCI:

### Park Impact Fee <sup>1</sup>

Single Family Residential - attached and detached	\$8,938.23
Multi Family Residential	\$7,924.65

<b>Sewer General Facilities Charge<sup>1</sup></b> - per ERU	\$15,519.89
--	-------------

### Water Capital Improvement Charge<sup>1</sup>

5/8" to 3/4"	\$9,251.12
1"	\$23,129.45
1 1/2"	\$46,256.70
2"	\$74,011.15
3"	\$148,022.31
Greater than 3"	Contact City

<b>Stormwater General Facility Charge<sup>1</sup></b> - per ERU	\$1,555.62
---	------------

<b>Storm Drain Area Charge<sup>1</sup></b> – per gross acre	\$4,562.21
---	------------

### Traffic Impact Fee<sup>1</sup> – per new pm peak hour trip

Single-family attached and detached x <b>1.00 trip</b> per unit	\$10,178.76
Multi-family	Contact City

Rates that are increased by an average of the prior two-year June to June Seattle/Tacoma/Bellevue CPI-U:

<b>Sewer Equalization Fees</b> – per gross acre	\$3,018.23
---	------------

### School Impact Fee - Adopted annually by separate Resolution

Single Family per dwelling unit	\$12,368.00
Multi-family Residential	\$8,275.00
Admin Fee	\$65.00

### SPU Connection Charge

1" meter or less - Fee set by Seattle Public Utilities & adjusted accordingly	\$1,081.00
---	------------

<b>Impact Fee Deferral</b> - Set by DMC 14.58.170 (C)	\$200.00
---	----------

<sup>1</sup> See Duvall Municipal Code Chapter 14.06 "Definitions" for single-family attached and detached and multi family



# City of Duvall 2023 Fee Schedule - Permit & Land Use

Land Use Application Deposits		
Fees reviewed and adjusted annually		
Fee Description		2023 Rate
Zoning Verification Letter		\$100.00
Pre-Application Meeting (flat fee)	☒	\$150.00
Appeal of Land Use Decision	☒	\$250.00
Variance - Single Family House	☒	\$1,500.00
Temporary Use Permit	☒	\$100.00
Street Vacation	☒	\$500.00
Type I Permits	☒	\$500.00
Type II Permits	☒	\$1,500.00
<b>Type III and Type IV Land Use Permits</b>		
Site <5,000 square feet	☒	\$2,500.00
Site 5,001 square feet < 1 acre	☒	\$7,500.00
Site, >1 acre	☒	\$7,500.00
Type V Permits	☒	\$1,000.00
Type VI Permits	☒	\$1,500.00

If the cost of processing an application is less than the deposit, the balance remaining will be refunded to the applicant. If the cost is greater, the applicant may be required to secure an additional deposit or will be invoiced for the additional costs which must be paid within 30 days.

Balances on deposits may be applied to subsequent application deposit requirements or refunded to the applicant, as determined by the applicant.

☒ denotes that the item is subject to a 5% technology fee



# City of Duvall 2023 Fee Schedule - Permit & Land Use

## Plan Review Deposits


Fees reviewed and adjusted annually

Fee Description	2023 Rate
-----------------	-----------

### Non-Residential Site Plan Review Deposit

Site < 5,000 square feet		\$1,000.00
Site 5,001 square feet < 1 acre		\$2,500.00
Site > 1 acre		\$5,000.00

### Residential - Single Family Review Deposit

Short Plat		\$1,000.00
Long Plat		\$5,000.00

### Additional Deposit


An additional deposit shall be paid by a project applicant if the Plan Review deposit is depleted to less than \$1,000 and significant costs, as determined by the Public Works or Community Development Director, will be incurred prior to completion of the project. The amount of the additional deposit shall be determined by the relevant Director taking into account the percentage of the project uncompleted, the nature and amount of costs to date, and time and materials likely to be expended to complete the project.

The additional deposit shall be due 15 calendar days after the request. Failure to make a timely payment shall result in suspension of City reviews and/or inspections pending the payment.

### Project Costs

All costs associated with a project that are incurred by the City including staff time, costs for copying, legal review, inspection fees, peer review, outside engineering review, meetings, and all other relevant fees and charges shall be charged to a specific project and shall be paid by the project applicant within fifteen calendar days from the date of billing.

The applicant shall notify the City, in writing, when property subject to a development application has been sold to a third party. The applicant shall provide the City with new billing information. Until such information is verified by the City, the City shall continue to bill the applicant and the applicant shall be responsible for all costs.

 denotes that the item is subject to a 5% technology fee

## Other Permitting Fees

Per Resolution 19-25, rates are adjusted annually by an average of the prior two year June to June Seattle/Tacoma/Bellevue CPI-U, or as noted below

Fee Description	2023 Rate
-----------------	-----------

Rates that are increased by an average of the prior two-year June to June Seattle/Tacoma/Bellevue CPI-U:

### Right of Way (ROW)

Street Use Permit		\$55.64
Permit Review Fee		\$111.28
Inspection Fee		\$128.08

### RV permits


Short term residential		\$83.46
Short term Non residential		\$139.10

### Roof & Re-Roof

	\$184.23
---	----------

### Mobile Home Setup/Moving Permit

	\$193.66
---	----------

 denotes that the item is subject to a 5% technology fee



# City of Duvall 2023 Fee Schedule - Permit & Land Use

## Other Permitting Fees, Continued

Fee Description	2023 Rate
<b>Septic 2-hr Minimum</b>	\$193.66
<b>Demolition Permit</b>	
Removal of primary building	\$205.53
Removal of accessory building/structure	\$82.20
<u>Rates that are reviewed and adjusted annually:</u>	
<b>Water Permit Application</b>	\$150.00
<b>Water Connection Charges - Single Family Home in Subdivision or Short Subdivision</b>	
Meter drop = Contractor to supply connection to main with meter setter installed at property line with HDPE meter box. City staff to install water meter and radio read unit (see detail 2-090-001 Duvall Design Standards)	
Meter Cost - varies by size, at cost to City	Varies
Radio Unit	\$175.00
Installation Charge - Meter sizes 5/8" - 2"	\$150.00
Installation Charge - Meter size greater than 2"	Contact City
<b>Water Connection Charges - Single Family Home in City Limits but not in Subdivision or Short Subdivision</b>	
City to install meter, setter and radio unit	
Meter Cost - varies by size, at cost to City	Varies
Radio Unit	\$175.00
Installation Charge - All meter sizes - at cost to City	Varies
Additional charges may be required at time of application if there are street crossings or other out of the ordinary circumstances (Right of Way use permit)	
<b>Sewer Permit Application</b>	
Residential	\$100.00
Commercial	\$100.00
Industrial	\$150.00
<u>☒</u> denotes that the item is subject to a 5% technology fee	
<b>Temporary Sign Retrieval Notice</b>	
First Offense - warning	\$0.00
Second Offense	\$30.00
Third offense and each offense thereafter	\$50.00
<b>Special Event Application Fee (Non-Refundable)</b>	\$50.00
<b>Overhead Banner Fee</b>	\$250.00
<b>Firework Stand Permit (Non-Refundable) - Rate set by DMC 5.10.050 and adjusted accordingly</b>	\$100.00

☒ denotes that the item is subject to a 5% technology fee











# City of Duvall 2023 Fee Schedule - Permit & Land Use

## Clear and Grading Fees

Per Resolution 20-26, rates adjusted annually by an average %Δ of the prior two year June to June Seattle/Tacoma/Bellevue CPI-U

Fee Description	2023 Rate
-----------------	-----------


### Grading Plan Review

<b>1,000 cubic yards or less</b>		\$180.90
<b>1,001 to 10,000 cubic yards</b>		\$226.13
<b>10,001 to 100,000 cubic yards</b>		
The first 10,000 cubic yards		\$339.19
Each additional 10,000 cubic yards or fraction thereof		\$22.61
<b>100,001 to 200,000 cubic yards</b>		
The first 100,000 cubic yards		\$542.71
Each additional 10,000 cubic yards or fraction thereof		\$45.23
<b>200,001 cubic yards or more</b>		
The first 200,000 cubic yards		\$994.96
Each additional 10,000 cubic yards or fraction thereof		\$67.84

### Miscellaneous applications, plan reviews and permits including expired applications and permits for which no fee is specified\*

(minimum charge - one hour)  Permit Technician Hourly Rate


### Additional plan review required by changes, additions or revisions to approved plans (minimum charge – one hour)

 Hourly Rate

\*Or the total hourly cost to the jurisdiction, whichever is the greatest. This cost shall include the applicable billing rate for the staff member performing the review OR the billing amount if a consultant is utilized by the city to perform the work.

### Grading Permit Fees

<b>Base Fee</b>		\$113.06
<b>50 cubic yards or less</b> (when located in a designated critical area)		\$135.68
<b>51 to 100 cubic yards</b>		\$180.90
<b>101 to 1,000 cubic yards</b>		
The first 100 cubic yards		\$226.13
Each additional 100 cubic yards or fraction thereof		\$22.61
<b>1,001 to 10,000 cubic yards</b>		
The first 100 cubic yards		\$429.64
Each additional 100 cubic yards or fraction thereof		\$33.92
<b>10,001 to 100,000 cubic yards</b>		
The first 100 cubic yards		\$734.91
Each additional 100 cubic yards or fraction thereof		\$45.23
<b>100,001 cubic yards or more</b>		
The first 100 cubic yards		\$1,141.94
Each additional 100 cubic yards or fraction thereof		\$77.85

 denotes that the item is subject to a 5% technology fee



# City of Duvall 2023 Fee Schedule - Permit & Land Use

## Clear and Grading Fees, Continued


Fee Description	2023 Rate
-----------------	-----------

<b>Miscellaneous applications, plan reviews and permits including expired applications and permits for which no fee is specified*</b> (minimum charge - one hour)	Permit Technician Hourly Rate
--	----------------------------------

\*Or the total hourly cost to the jurisdiction, whichever is the greatest. This cost shall include the applicable billing rate for the staff member performing the review OR the billing amount if a consultant is utilized by the city to perform the work.

### Other Clear and Grading Fees - Inspections

<b>Inspections outside of normal business hours</b> (minimum charge – hourly rate x 1.5)	Hourly x 1.5
<b>Reinspection Fees</b>	Hourly Rate
<b>Inspections for which no fee is specifically indicated</b> (minimum charge – one hour)	Hourly Rate

 denotes that the item is subject to a 5% technology fee



# City of Duvall 2023 Fee Schedule - Permit & Land Use

## Residential Review Fee

Fees reviewed and adjusted annually

Fee Description	2023 Rate
-----------------	-----------

<b>Structural Plan Review</b> - Building valuation fees change twice annually following the International Code Council (ICC). See Table 1: Square Footage Construction Costs and Table 2: Building Permit Fees	65% of Building Fee
<b>Fire Plan Review</b>	Consultant Cost
<b>Engineering Review</b> See Development Services Hourly Rates	Hourly Rate
<b>Planning Review</b> See Development Services Hourly Rates	Hourly Rate
<b>3rd Party Consultant Review</b>	Consultant Cost

☒ denotes that the item is subject to a 5% technology fee

## Mechanical Permit Fees

Per Resolution 19-25, rates are adjusted annually by an average of the prior two year June to June Seattle/Tacoma/Bellevue CPI-U

The fees established in this table apply to installation, alteration, relocation, addition, replacement, repair removal, or inspection of mechanical systems that require a permit pursuant to Duvall Municipal Code (DMC) Chapter 10.

Fee Description	2023 Rate
-----------------	-----------

<b>Permit</b>	
Issuance of each permit (including separate issuance under combination Permits).	☒ \$49.32
Issuance of each supplemental mechanical permit for which the original permit has not expired, been canceled, or final.	☒ \$16.43
<b>Furnaces</b>	
Installation of each furnace, heater or burner including ducts and vents attached thereto:	
Up to and including 100,000 BTU's.	☒ \$29.21
Over 100,000 BTU's.	☒ \$35.90
Installation or relocation of each floor furnace, including vent.	☒ \$29.21
Installation or relocation of each suspended heater, recessed wall heater or floor mounted unit heater.	☒ \$29.21
<b>Appliance Vents</b>	
Installation, relocation or replacement of each appliance vent not included in an appliance permit.	☒ \$14.40
<b>Repairs or Additions</b>	
Repair, alteration or addition to each piece of heating and cooling equipment including controls	☒ \$26.71

☒ denotes that the item is subject to a 5% technology fee



# City of Duvall 2023 Fee Schedule - Permit & Land Use

## Mechanical Permit Fees, Continued

Fee Description	2023 Rate
-----------------	-----------

### Boilers, Compressors and Absorption Systems

a. Installation or relocation of each boiler or compressor to and including three (3) horsepower, or each absorption system to and including 100,000 Btu/h over 100,000 Btu/h to and including 500,000 Btu/h.	☒	\$29.21
b. Installation or relocation of each boiler or compressor over three (3) horsepower to and including 15 horsepower, or each absorption system.	☒	\$54.06
c. Installation or relocation of each boiler or compressor over 15 horsepower to and including 30 horsepower, or each absorption system over 500,000 Btu/h to and including 1,000,000 Btu/h.	☒	\$73.54
d. Installation or relocation of each boiler or compressor over 30 horsepower to and including 50 horsepower, or each absorption system over 1,000,000 Btu/h to and including 1,750,000 Btu/h.	☒	\$110.53
e. Installation or relocation of each boiler or compressor over 50 horsepower, or each absorption system over 1,750,000 Btu/h.	☒	\$182.83

### Air Handlers

a. Each air-handling unit to and including 10,000 cubic feet per minute (cfm), including ducts attached thereto.	☒	\$20.95
b. Each air-handling unit over 10,000 cfm.	☒	\$35.79

**Note:** This fee does not apply to an air-handling unit which is a portion of a factory-assembled appliance, cooling unit for which a permit is required elsewhere in the International Mechanical Code.

### Evaporative Coolers

Each evaporative cooler other than portable type.	☒	\$20.95
---	---	---------

### Ventilation and Exhaust

a. Each ventilation fan connected to a single duct.	☒	\$14.40
b. Each ventilation system which is not a portion of any heating or air-conditioning equipment authorized by a permit.	☒	\$20.95
c. Installation of each hood which is served by mechanical exhaust, including the ducts for such hood.	☒	\$20.95

### Incinerators

a. Installation or relocation of each domestic-type incinerator.	☒	\$35.82
b. Installation or relocation of each industrial-type incinerator.	☒	\$157.45

### Miscellaneous

a. For each appliance or piece of equipment regulated by the International Mechanical Code but not classed in other appliance categories or for which no other fee is listed in the table (i.e.: fireplaces, wood stoves, miscellaneous non-portable appliances).	☒	\$20.95
---	---	---------

☒ denotes that the item is subject to a 5% technology fee






# City of Duvall 2023 Fee Schedule - Permit & Land Use

## Plumbing Permits Fees

Per Resolution 19-25, rates are adjusted annually by an average of the prior two year June to June Seattle/Tacoma/Bellevue CPI-U

The fees established in this table apply to installation, alteration, relocation, addition, replacement, repair removal, or inspection of plumbing systems that require a permit pursuant to Duvall Municipal Code (DMC) Chapter 10.

Fee Description	2023 Rate
<b>Permit</b>	
For issuing each permit.	\$49.32
For issuing each supplemental plumbing permit for which the original permit has not expired, been canceled, or final.	\$16.43
<b>Unit Fee Schedule</b> (Note: The following do not include the above permit-issuing fee.)	
<b>Fixtures and Vents</b>	
a. For each plumbing fixture or trap or set of fixtures on one trap (including water, drainage piping and backflow protection thereof).	\$16.43
b. For repair or alteration of drainage or vent piping, each fixture.	\$8.26
<b>Sewers, Disposal Systems and Interceptors</b>	
a. For each building sewer and each trailer park sewer.	\$32.87
b. For each industrial waste pretreatment interceptor, including its trap and vent, excepting kitchen-type grease interceptors functioning as fixture traps.	\$16.43
c. Rainwater systems – per drain (inside building).	\$16.43
<b>Water Piping and Water Heaters</b>	
a. For installation, alteration, or repair of water piping or water-treating equipment, or both, each.	\$8.26
b. For each water heater including vent (for vent only, see Table 3C).	\$41.13
<b>Gas Piping Systems</b>	
a. For each gas piping system of one to five outlets.	\$16.43
b. For each additional outlet over five, each.	\$3.26
<b>Medical Gas System</b>	
c. For each medical gas piping system one to five outlets.	\$41.13
d. For each additional outlet over five, each.	\$8.26
<b>Lawn Sprinklers, Vacuum Breakers &amp; Backflow Prevention Devices</b>	
a. For each lawn sprinkler system on any one meter, including backflow protection devices thereof	\$24.66
b. For atmospheric-type vacuum breakers or backflow protection devices not included above:	
i. One (1) to five (5) devices	\$24.66
ii. Over five (5) devices, each	\$4.92
c. For each backflow-protection device other than atmospheric-type vacuum breakers:	
i. Two (2) inches (50.8 millimeter) and smaller	\$24.66
ii. Over two (2) inches (50.8 millimeter)	\$49.32
<b>Swimming Pool (each)</b>	
a. Public pool	\$180.94
b. Public spa	\$119.84
c. Private pool	\$119.84
d. Private spa	\$109.01

 denotes that the item is subject to a 5% technology fee



# City of Duvall 2023 Fee Schedule - Permit & Land Use


## Plumbing Permits Fees, Continued

Fee Description	2023 Rate
-----------------	-----------

### Miscellaneous

For each appliance or piece of equipment regulated by the Uniform Plumbing Code but not classed in other appliance categories, or for which no other fee is listed in this table.

 \$16.43

 denotes that the item is subject to a 5% technology fee

## Other Inspections and Fees - Mechanical and Plumbing

Per Resolution 19-25, rates are adjusted annually by an average of the prior two year June to June Seattle/Tacoma/Bellevue CPI-U

Fee Description	2023 Rate
-----------------	-----------

### Inspections outside of normal business hours

Per hour (minimum charge - two hours)<sup>1</sup>  \$96.83

### Re-inspection fees assessed per inspection.<sup>1</sup>

 \$96.83


### Inspections for which no fee is specifically indicated

Per hour (minimum charge – one- half hour)<sup>1</sup>  \$96.83

### Additional plan review required by changes, additions or revisions to plans for which an initial review has been completed

Per hour - (minimum charge – one-half hour)<sup>1</sup>  \$96.83

<sup>1</sup> Or the total hourly cost to the jurisdiction, whichever is the greatest. This cost shall include supervision, overhead, equipment, hourly wages and fringe benefits of the employee(s) involved.

 denotes that the item is subject to a 5% technology fee



# City of Duvall 2023 Fee Schedule - Permit & Land Use

## General Fee Schedule

Per Resolution 19-25, rates are adjusted annually by an average of the prior two year June to June Seattle/Tacoma/Bellevue CPI-U

Fee Description	2023 Rate
<b>Building Permit Plan Review fee</b> % of the building permit fee determined in Table 1	65%
<b>Plumbing Permit Plan Review Fee</b> % of the building permit fee determined in Table 1	25%
<b>Mechanical Permit Plan Review Fee</b> % of the building permit fee determined in Table 1	25%
<b>Additional Plan Review</b> (changes, additions, revisions, etc.) <sup>1</sup> - Hourly Rate	\$96.83
<b>Review Fee</b> to evaluate alternate materials, design and methods of construction and equipment. <sup>1</sup> - Hourly Rate	\$96.83
<b>Outside Consultant review fee</b> Per ILA/ Contract	Rate varies
<b>Permit renewal fee</b> % of original permit fee	50%
<b>Special investigation fee for work commencing before permit issuance</b> % of building permit fee	100%
<b>Special investigation fee for issuance of a stop work order<sup>1</sup></b> Rate is per person involved in the issuance of a stop work order, evaluation of the condition, and monitoring related activities	Rate varies

<sup>1</sup> Or the total hourly cost to the jurisdiction, whichever is the greatest. This cost shall include supervision, overhead, equipment, hourly wages and fringe benefits of the employee(s) involved.

denotes that the item is subject to a 5% technology fee

## Other Inspections Fees

Per Resolution 19-25, rates are adjusted annually by an average of the prior two year June to June Seattle/Tacoma/Bellevue CPI-U

Fee Description	2023 Rate
<b>Minimum housing or license care inspection</b>	\$188.75
<b>House move into City pre-inspection (minimum charge – two hours)</b>	\$188.75
<b>Change of occupancy inspection</b>	\$188.75
<b>Investigation fee stop work order - % of permit fee</b>	100%

denotes that the item is subject to a 5% technology fee



# City of Duvall 2023 Fee Schedule - Permit & Land Use

## Demolition Permit

Per Resolution 19-25, rates are adjusted annually by an average of the prior two year June to June Seattle/Tacoma/Bellevue CPI-U

Fee Description	2023 Rate
Removal of primary building	\$205.53
Removal of accessory building/structure	\$82.19

denotes that the item is subject to a 5% technology fee

## Sign Permit

Per Resolution 19-25, rates are adjusted annually by an average of the prior two year June to June Seattle/Tacoma/Bellevue CPI-U

Fee Description	2023 Rate
Wall Signs less than \$500 valuation	\$96.83
Wall Signs more than \$500 valuation - Use Building Permit Table 2	Varies
Banners/A-Frame/Monument Inserts	\$48.42

denotes that the item is subject to a 5% technology fee

## Alteration and Tenant Improvement Building Permit Fees

Per Resolution 19-25, rates are adjusted annually by an average of the prior two year June to June Seattle/Tacoma/Bellevue CPI-U

Fee Description	2023 Rate
<b>Commercial Alteration</b>	
<b>≤\$100,000</b>	
Building Permit Fee	\$134.44
Building Plan Check	\$65.72
Engineering Plan Check - Building square feet x \$0.17	Varies
<b>&gt;\$100,000 - \$499,999.99</b>	
Building Permit Fee	\$646.79
Building Plan Check	\$319.66
Engineering Plan Check - Building square feet x \$0.17	Varies
<b>&gt;\$500,000 - \$2,500,000</b>	
Building Permit Fee	\$2,554.31
Building Plan Check	\$1,260.73
Engineering Plan Check - Building square feet x \$0.17	Varies
<b>&gt;\$2,500,000</b>	
Building Permit Fee - \$2,368.78 + .371% of value over \$2,500,000	Varies
Building Plan Check - \$1,169.15 + .241% of value over \$2,500,000	Varies
Engineering Plan Check - Building square feet x \$0.17	Varies

denotes that the item is subject to a 5% technology fee



# City of Duvall 2023 Fee Schedule - Permit & Land Use

## Alteration and Tenant Improvement Building Permit Fees, Continued

Fee Description	2023 Rate
<b>Multi-Family Alteration</b>	
<b>≤\$100,000</b>	
Building Permit Fee	\$167.34
Building Plan Check	\$165.80
Engineering Plan Check - Building square feet x \$0.17	Varies
<b>&gt;\$100,000 - \$499,999.99</b>	
Building Permit Fee	\$646.79
Building Plan Check	\$637.82
Engineering Plan Check - Building square feet x \$0.17	Varies
<b>&gt;\$500,000 - \$2,500,000</b>	
Building Permit Fee	\$2,554.31
Building Plan Check	\$2,495.50
Engineering Plan Check - Building square feet x \$0.17	Varies
<b>&gt;\$2,500,000</b>	
Building Permit Fee - \$2,368.78 + .371% of value over \$2,500,000	Varies
Building Plan Check - \$2,314.24 + .241% of value over \$2,500,000	Varies
Engineering Plan Check - Building square feet x \$0.17	Varies
<b>Tenant Improvement</b>	
<b>≤\$100,000</b>	
Building Permit Fee	\$261.18
Building Plan Check	\$129.30
<b>&gt;\$100,000 - \$499,999.99</b>	
Building Permit Fee	\$698.94
Building Plan Check	\$344.40
<b>&gt;\$500,000 - \$2,500,000</b>	
Building Permit Fee	\$1,119.00
Building Plan Check	\$552.16
<b>&gt;\$2,500,000</b>	
Building Permit Fee - \$1,037.72 + .371% of value over \$2,500,000	Varies
Building Plan Check - \$512.06 + .241% of value over \$2,500,000	Varies

denotes that the item is subject to a 5% technology fee



# City of Duvall 2023 Fee Schedule - Permit & Land Use

## Construction Fire Permit Fees

Reviewed on an annual basis

Fee Description	2023 Rate
-----------------	-----------

### Fire Alarm System

Modification (Monitoring, Device Swap, Tenant Improvement, etc.)	\$300.00
New Systems	\$500.00

### Fire Sprinkler System (one permit per riser required)

Tenant Improvement (20 heads or less)	\$300.00
New Systems and Tenant Improvements over 20 heads (fee charged per zone)	\$500.00

### Fire Extinguishing / Suppression System - New systems and modifications

\$350.00
----------

### Underground Supply Permits - Commercial & Residential (excludes single family residential)

\$465.00
----------

### Standpipe Installation - Class I, II, or III

\$437.00
----------

### Application/Processing

\$100.00
----------

### Other Types of Fire Permits / Inspections

Tents and Canopies, Temporary Membrane Structures (per tent)	\$200.00
Fire Pump Installation	\$350.00
Power Generators	\$0.00
Emergency Responder Radio	\$500.00
Stairway pressurization and smoke control plans	\$500.00
Permitted Hazardous Materials	\$500.00

### Flammable / Combustible Liquids / Construction

Tank Install	\$500.00
Tank Removal	\$500.00

### LPG Construction

Install or Modify LP-gas system / Construction	\$400.00
Tank Install - Residential (R-3) >500 gals only	\$200.00

### Compressed Gas System, Install, Modify, or Remove

\$500.00
----------

### Inspection/Testing, if over 2 hours total per permit

Hourly rate
-------------

### Places of Assembly

#### Places of Assembly - Operational Permits

Listed Occupancy 50 - 199	\$245.00
Listed Occupancy 200 - 499	\$268.00
Listed Occupancy 500 - 999	\$294.00
Listed occupancy 1000 or more	\$320.00
Non-profit Status	\$211.00

denotes that the item is subject to a 5% technology fee



# City of Duvall 2023 Fee Schedule - Permit & Land Use

## Operational Fire Permit Fees *-Permits Issued by the Woodinville Fire & Life Safety District on Behalf of the City*

Reviewed on an annual basis

Fee Description	2023 Rate
-----------------	-----------


An operation permit shall be required for any activity or operation listed in the International Fire Code (IFC) Section 105.6. No Permit or fee shall be required for the use of candles in ceremonies by non-profit organizations.

### Operational Fire Permit Fees

1 operation		\$200.00
2 operations		\$350.00
3 operations		\$500.00
4 operations		\$600.00
5 operations		\$700.00
6 operations		\$775.00
7 operations		\$825.00
8 operations		\$875.00
9 operations		\$925.00
10 operations		\$975.00

### Reviews / Inspections / Renewals

Special Inspections or Re-inspections		Hourly Fee
Annual Inspection Fee		Hourly Fee

 denotes that the item is subject to a 5% technology fee



# City of Duvall 2023 Fee Schedule - Permit & Land Use

**Table 1: Square Footage Construction Costs a, b, c, d**


*Per Resolution 05-04, fees in this table are subject to change twice yearly based on ICC Building Valuations*

Group (2021 International Building Code) August 2022 Update	IA	IB	IIA	IIB	IIIA	IIIB	IV	VA	VB
A-1 Assembly, theaters, with stage	341.86	330.34	322.57	310.34	291.96	282.93	300.86	270.73	262.11
A-1 Assembly, theaters, without stage	312.84	301.33	293.56	281.32	262.95	253.92	271.85	241.72	233.10
A-2 Assembly, nightclubs	275.09	266.93	259.34	250.54	234.96	228.26	241.54	213.57	206.65
A-2 Assembly, restaurants, bars, banquet halls	274.09	265.93	257.34	249.54	232.96	227.26	240.54	211.57	205.65
A-3 Assembly, churches	317.43	305.92	298.14	285.91	267.99	258.96	276.44	246.76	238.14
A-3 Assembly, general, community halls, libraries, museums	270.80	259.29	250.52	239.28	220.19	212.16	229.81	198.96	191.35
A-4 Assembly, arenas	311.84	300.33	291.56	280.32	260.95	252.92	270.85	239.72	232.10
B Business	265.63	255.90	246.45	236.05	215.01	206.57	226.78	189.75	181.18
E Educational	282.69	273.02	265.84	254.38	237.44	225.45	245.61	207.53	201.06
F-1 Factory and industrial, moderate hazard	161.70	154.21	144.70	139.94	124.72	118.51	133.72	103.40	96.83
F-2 Factory and industrial, low hazard	160.70	153.21	144.70	138.94	124.72	117.51	132.72	103.40	95.83
H-1 High Hazard, explosives	150.85	143.36	134.84	129.08	115.17	107.96	122.87	93.86	0.00
H234 High Hazard	150.85	143.36	134.84	129.08	115.17	107.96	122.87	93.86	86.28
H-5 HPM	265.63	255.90	246.45	236.05	215.01	206.57	226.78	189.75	181.18
I-1 Institutional, supervised environment	269.11	259.88	252.15	241.97	222.52	216.37	242.28	199.48	193.49
I-2 Institutional, hospitals	442.38	432.64	423.19	412.79	390.61	0.00	403.53	365.36	0.00
I-2 Institutional, nursing homes	307.72	297.98	288.54	278.13	258.63	0.00	268.87	233.38	0.00
I-3 Institutional, restrained	301.48	291.74	282.29	271.89	252.65	243.22	262.63	227.40	216.82
I-4 Institutional, day care facilities	269.11	259.88	252.15	241.97	222.52	216.37	242.28	199.48	193.49
M Mercantile	205.22	197.06	188.47	180.67	164.83	159.13	171.67	143.44	137.53
R-1 Residential, hotels	271.95	262.72	254.98	244.80	225.03	218.88	245.11	201.99	196.00
R-2 Residential, multiple family	227.64	218.41	210.68	200.50	182.02	175.88	200.81	158.99	153.00
R-3 Residential, one- and two-family	212.00	206.26	200.94	195.99	190.28	183.39	192.66	176.52	166.08
R-4 Residential, care/assisted living facilities	269.11	259.88	252.15	241.97	222.52	216.37	242.28	199.48	193.49
S-1 Storage, moderate hazard	149.85	142.36	132.84	128.08	113.17	106.96	121.87	91.86	85.28
S-2 Storage, low hazard	148.85	141.36	132.84	127.08	113.17	105.96	120.87	91.86	84.28
U Utility, miscellaneous	115.48	108.95	102.64	98.13	88.49	81.89	93.86	69.76	66.48

**Remodel/Addition=75% const./OCC group**

- a. Private Garages use Utility, miscellaneous
- b. Unfinished basements (all use group) = use 80% of applicable type of construction and occupancy group
- c. Unfinished basements (Group R-3) = \$22.45 per sq. ft.
- d. For shell only building deduct 20 percent
- e. Porches = 50% of applicable type of construction and occupancy group
- f. Decks = 25% of applicable type of construction and occupancy group
- g. Remodel/Addition = 75% of applicable type of construction and occupancy group
- h. N.P. = not permitted





# City of Duvall 2023 Fee Schedule - Permit & Land Use

Table 2: Building Permit Fees	
Per Resolution 19-25, rates are adjusted annually by an average of the prior two year June to June Seattle/Tacoma/Bellevue CPI-U	
Total Valuation <sup>1</sup>	2023 Fee
Up to \$500	\$46.90
\$501 to \$2,000	\$46.90 for the first \$500 plus \$6.02 for each additional \$100, or fraction thereof, to and including \$2,000
\$2,001 to \$25,000	\$136.46 for the first \$2,000 plus \$27.61 for each additional \$1,000, or fraction thereof, to and including \$25,000
\$25,001 to \$50,000	\$786.02 for the first \$25,000 plus \$20.21 for each additional \$1,000, or fraction thereof, to and including \$50,000
\$50,001 to \$100,000	\$1,265.53 for the first \$50,000 plus \$13.81 for each additional \$1,000, or fraction thereof, to and including \$100,000
\$100,001 to \$500,000	\$1,960.67 for the first \$100,000 plus \$11.09 for each additional \$1,000, or fraction thereof, to and including \$500,000
\$500,001 to \$1,000,000	\$6,376.79 for the first \$500,000 plus \$9.48 for each additional \$1,000, or fraction thereof, to and including \$500,000
\$1,000,001 and up	\$11,066.06 for the first \$1,000,000 plus \$6.86 for each additional \$1,000, or fraction thereof

<sup>1</sup> Value shall be determined by utilizing the most current edition of square foot construction costs published by the International Code Council. For remodel, tenant improvements and work not listed above the actual value of the work as defined by the International Code may be used.